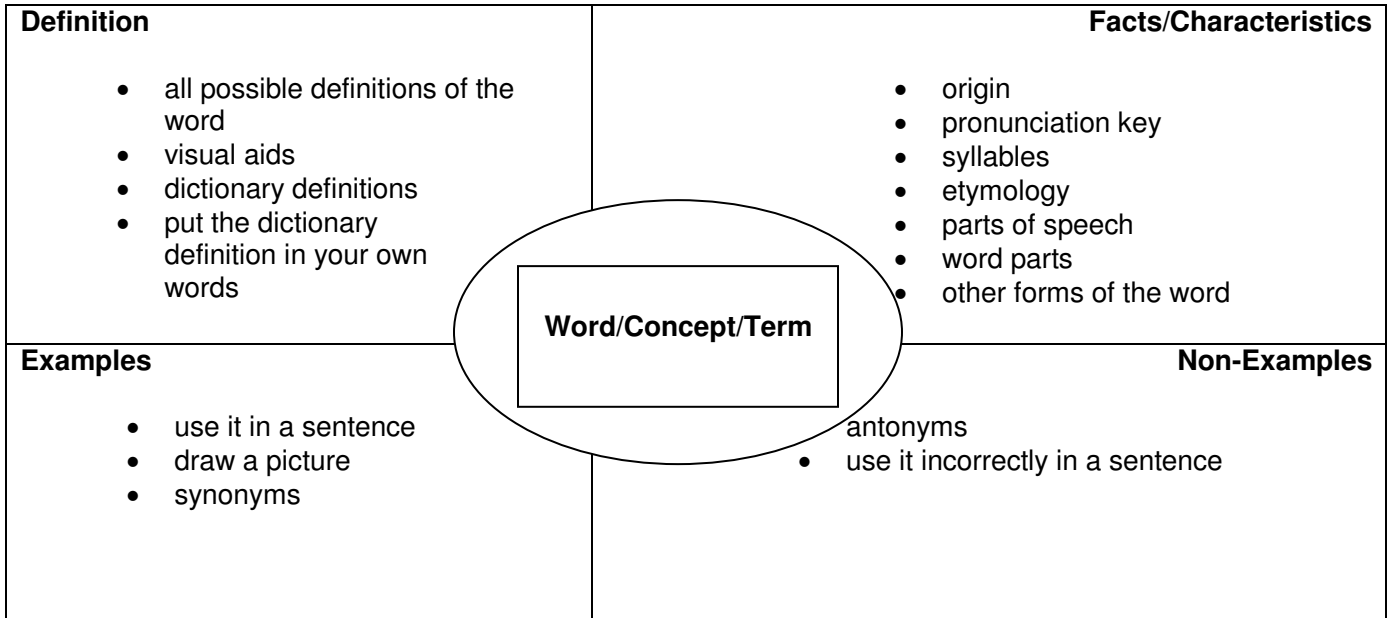


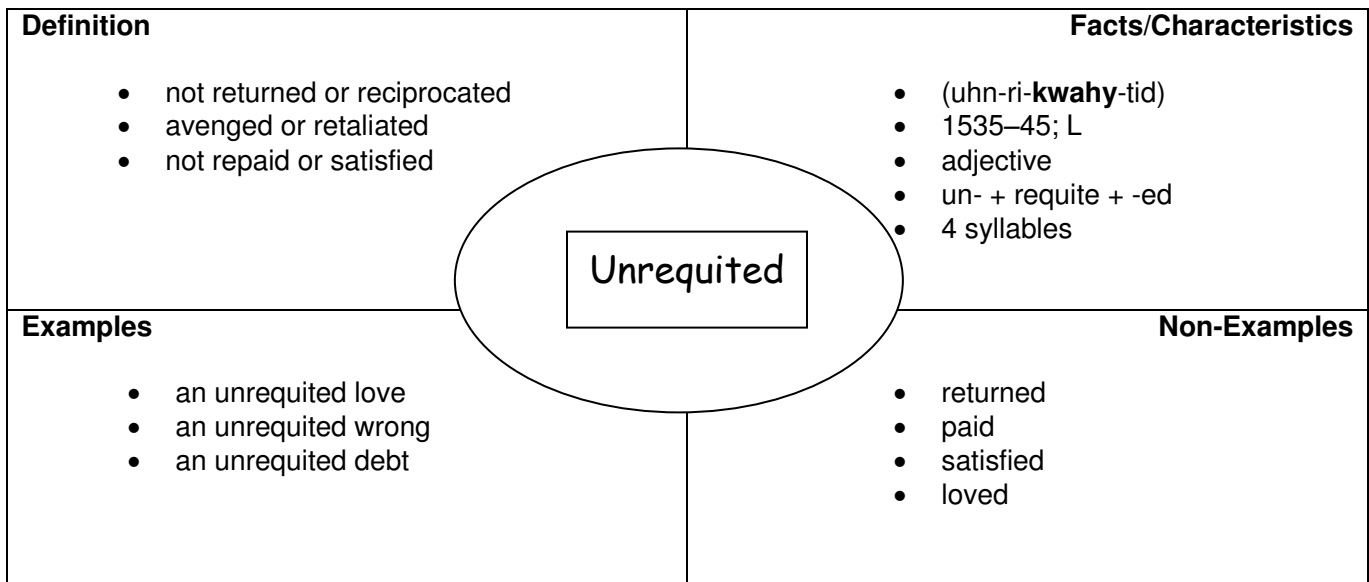
The Frayer Model:  
Uses in the English Classroom

The Frayer Model is an example of a visual organizer that can help students understand key words and concepts. It is a chart with 4 sections which can hold a definition, some characteristics/facts, examples, and non-examples of the word/concept. We have included some other ideas in the spaces below that could work well in the English classroom. We have also provided an example for a vocabulary word as well as a concept or term used in the English classroom. I can also send you an electronic copy that you can adjust as needed.

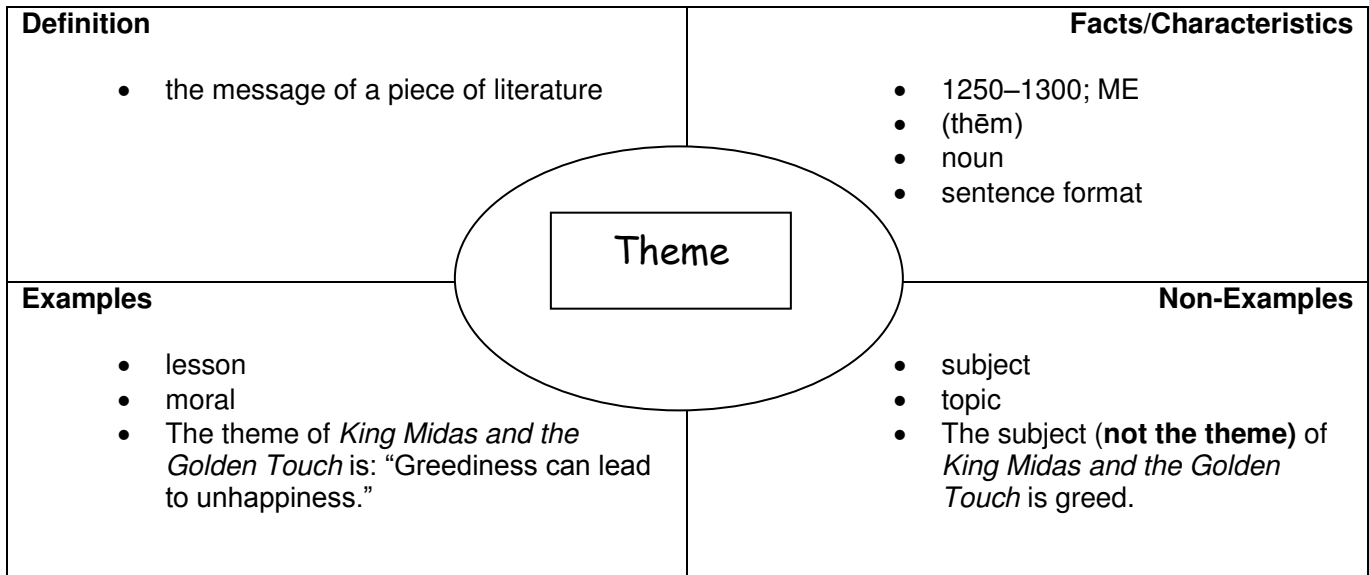
Other Ideas for Each Section:



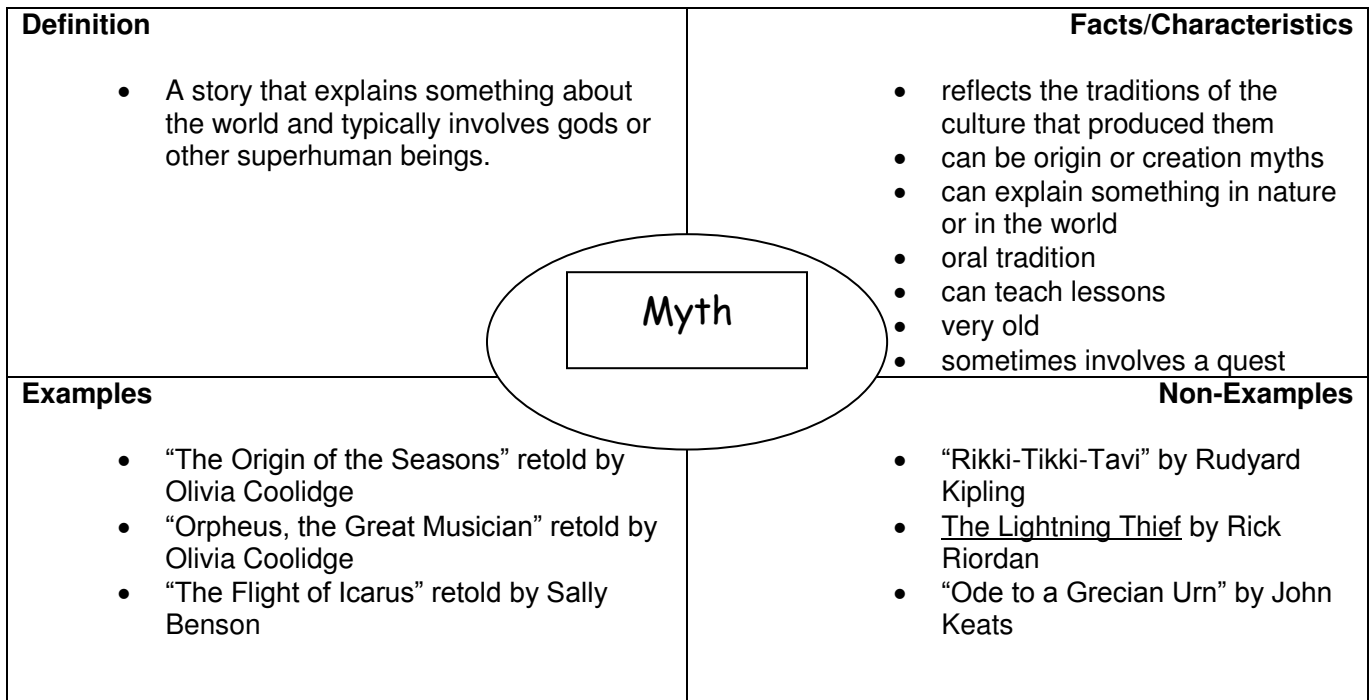
Vocabulary Word Example:



Concept/ Terminology Example:



Another Concept/Terminology Example:



**Remember:** You can change the topics in each section to work with the words you are using. There are some suggestions at the top, but add your own. You can also have students complete it in reverse. Leave the word section blank and then have them try to figure out what is being described.

**Make it work for you!**

With your co-workers, create a Frayer Model example for both a vocabulary word and a concept or term you are teaching now. When you are finished with your examples, brainstorm any additional topics you could use for each section.

Vocabulary Word Example:

Choose a vocabulary word from a piece of literature you are reading in class.

<b>Definition</b>	<b>Facts/Characteristics</b>
<b>Examples</b>	<b>Non-Examples</b>

**Concept/ Terminology Example:**  
 Choose a concept or term that is related to what you are working on in class.  
 Examples: Hero, Non-fiction, Fiction, Poetry, Noun, Complex Sentence, Primary Source, etc.

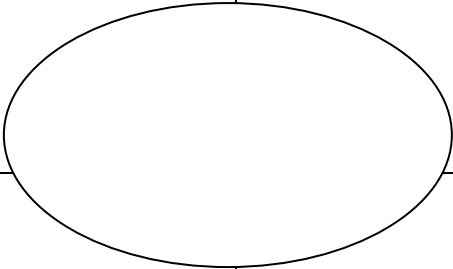
<b>Definition</b>	<b>Facts/Characteristics</b>
<b>Examples</b>	<b>Non-Examples</b>

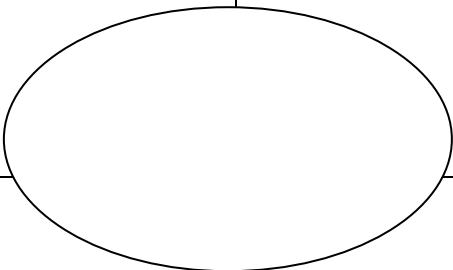
Other ideas for each section.....

Name: \_\_\_\_\_ Date: \_\_\_\_\_ Bell: \_\_\_\_\_

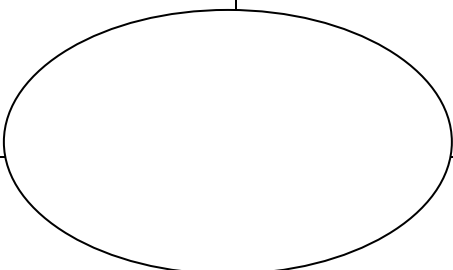
<b>Definition</b>	<b>Facts/Characteristics</b>
<b>Examples</b>	<b>Non-Examples</b>

<b>Examples</b>	<b>Non-Examples</b>
-----------------	---------------------

<b>Definition</b>	<b>Facts/Characteristics</b>
	
<b>Examples</b>	<b>Non-Examples</b>

<b>Definition</b>	<b>Facts/Characteristics</b>
	
<b>Examples</b>	<b>Non-Examples</b>

Name: \_\_\_\_\_ Date: \_\_\_\_\_ Bell: \_\_\_\_\_

<b>Definition</b>	<b>Facts/Characteristics</b>
	

<b>Examples</b>	<b>Non-Examples</b>
-----------------	---------------------

Name: \_\_\_\_\_ Date: \_\_\_\_\_ Bell: \_\_\_\_\_

